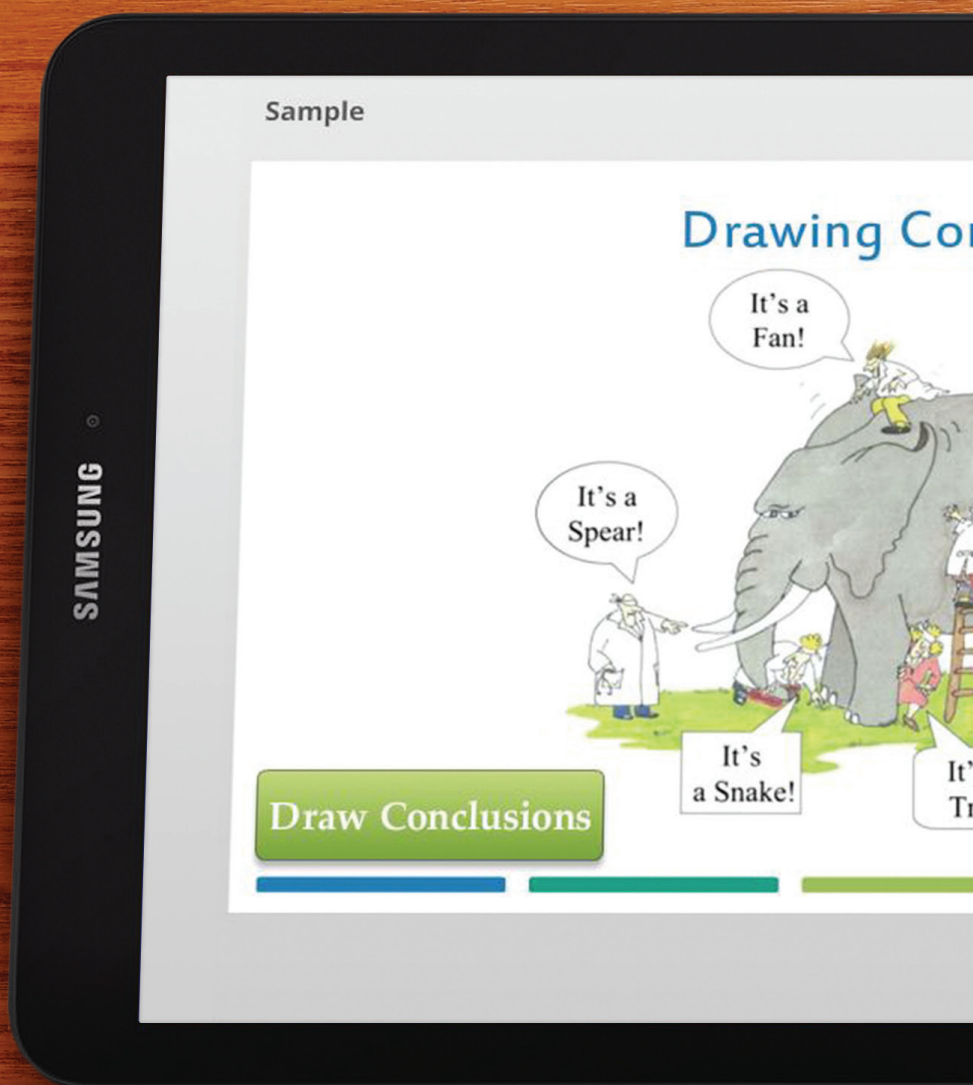


The program that
works for **EVERY** child



Highlights of READ:IT

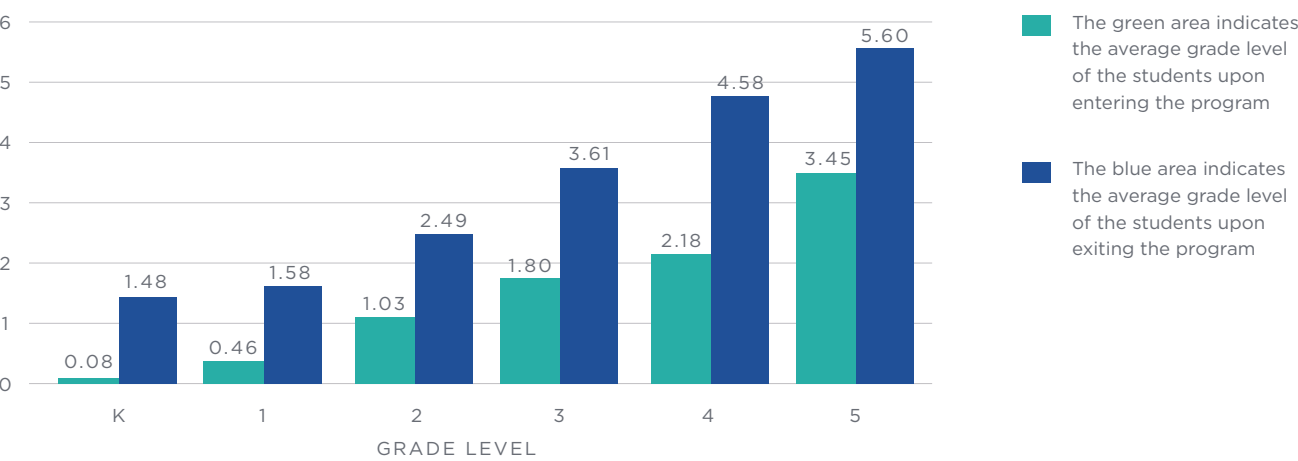


3 Stages of Instruction PER GRADE LEVEL

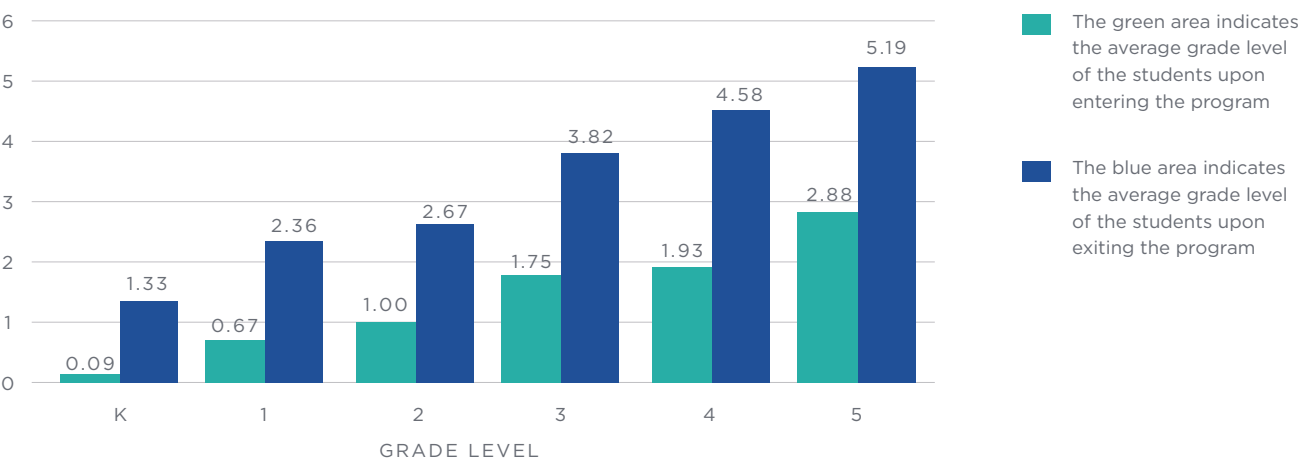


- Fully digital, engaging, and interactive RTI (response to intervention) based reading program
- Includes specific lesson plans for each of the three tiers per grade level offering individualized lesson planning and intervention strategies
- Over 10 years of successful results with the highest accreditation from AdvancEd
- Teaches all 5 components of reading recommended by the National Reading Panel (phonemic awareness, phonics, fluency, vocabulary and reading comprehension)
- Aligns directly with Common Core reading and spelling standards. Specific state standard versions for Texas, Virginia, South Carolina, Oklahoma, Alaska, Nebraska and Indiana are also available

2013 Reading Results



2014 Reading Results



Grades K-2		
TIER 1A	TIER 1	TIER 2
For students above grade level performance	For students performing at grade level	For students performing below grade level (including ELL and dyslexic students)
Strong emphasis on advanced comprehension and fluency skills	Highly engaging and student friendly	Highly engaging and student friendly
Content area strategies	Sound-symbol, syllabication, orthography, morphology, syntax, comprehension, and fluency instruction included	Step by step use of many illustrations and multi-sensory activities
Syllabication, orthography, morphology, and syntax instruction	Multi-sensory step by step direct and explicit instruction	Phonemic Awareness, sound-symbol, syllabication, orthography, morphology, syntax, comprehension, and fluency—systematic and explicit instruction—included
Highly engaging and student friendly with all assessments provided	All assessments provided	All assessments provided

Grades 3-5		
TIER 1	TIER 2	TIER 3
For students performing at grade level	For students performing slightly below grade level	For students performing below grade level (including ELL and dyslexic students)
Highly engaging and student friendly	Highly engaging and student friendly	Highly engaging and student friendly
Syllabication, orthography, morphology, syntax, comprehension, and fluency instruction included	Use of many illustrations and multi-sensory activities	Step by step use of many illustrations and multi-sensory activities
Multi-sensory step by step direct and explicit instruction	Sound-symbol, syllabication, orthography, morphology, syntax, comprehension, and fluency instruction included	Phonemic Awareness, sound-symbol, syllabication, orthography, morphology, syntax, comprehension, and fluency—systematic and explicit instruction—included
All assessments provided	All assessments provided	All assessments provided
Highly engaging fiction and non-fiction multi-leveled text is used to promote the highest level of comprehension	Highly engaging fiction and non-fiction multi-leveled text is used to promote the highest level of comprehension	Highly engaging fiction and non-fiction multi-leveled text is used to promote the highest level of comprehension

READ:IT Comprehension



REAL-WORLD
SCENARIOS

UTILIZES BOTH FICTION
AND NON-FICTION TEXT

ENGAGING INTERACTIVE
GAMES

MULTI-SENSORY
ACTIVITIES

READ:IT Phonics



HANDS-ON
MULTI-SENSORY
ACTIVITIES

EXTREMELY
VISUAL

MANY INTERACTIVE
GAMES

TESTED ON
HUNDREDS
OF STUDENTS



STEP BY STEP

Lesson Plans



HANDS ON GAMES AND RESOURCES

to Enhance All Learning



The Lesson Plans

Demonstrate specific instructions on how to teach all 5 components of reading each day. Lesson plans include scaffolding suggestions.

Comprehension/Vocabulary Practice30 minutes				
NOTE: F=Fiction, NF=Non fiction				
(Common Core Standards # 2.RL.5, 2.L.4, 2.RI.4)				
For detailed instruction on vocabulary , see teacher's manual p. 44-47				
Day 1	Day 2	Day 3	Day 4	Day 5
Teacher Led Leap! A Salmon's Story (F - Level K) Strategy: Sequencing Comprehension slide 35 T.M 39	Teacher Led To the Circus (F - Level K) Strategy: Sequencing Comprehension slide 35 T.M 39	Teacher Led Carlos's Family Celebration (F - Level K) Strategy: Sequencing Comprehension slide 35 T.M 39	Independent Practice Students read for 10 minutes out of their own book. Visual-spatial practice:	Independent Practice Students read for 10 minutes out of their own book. Oral Language practice
Vocabulary current downstream predator rapids spawn upstream	Vocabulary Elephant Flute Horns Lemonade popcorn prance show trapeze artist wailed	Vocabulary blindfold celebration decorate Mexican piñata practice	Using http://www.readinockets.org/oldmedia/storymap.pdf	Print http://www.dltk-teach.com/alphabuddies/sequence/cookies.gif
Have students draw what happens first, next and last in their independent reading story.				
Have students work with a partner to place these in the correct sequence.				

Phonemic Awareness/ Phonics30 minutes				
(Common Core Standards # RF.2.3 a,b)				
T.M = Teacher's Manual				
For detailed instruction on teaching S.I. , see teacher's manual p. 9-10				
Day 1	Day 2	Day 3	Day 4	Day 5
Phonics Play Magic E game found in the resource section of the teacher's manual	Phonics Play the Two Vowels go Walking game found in the resource section of the teacher's manual	Phonics Reread the words on Phonics Book slide 32 and play the online game T.M 18	Phonics Teach the C rule using Phonics Book Slides 37-41 T.M 18	Phonics Review the C rule using Phonics Book slide 31. Introduce the G rule on slide 42. Discuss how this compares to the C-rule. Continue with practice using Phonics Book slides 42-46, T.M 18-19
S.I packet p. 4 column 31	Choose 2 practices for Word Maker Square T.M 8 Phonics book slide 3 T.M 17	S.I packet p. 4 column 36	S.I packet p. 5 column 40	
Scaffolding: Move at a pace that works for the students. Make sure that they are given opportunities to share with a partner what they are learning, why they are learning it, and how to apply it to real life reading and writing.				

Printed and electronic

Teacher's manual

Includes step by step instructions in an extremely teacher-friendly manner.

Comprehension Instruction

Comprehension strategies are integrated into each of the lessons in Read:IT. The following 25 comprehension strategies are integrated throughout all three tiers: (Analyzing characters, author's point of view, cause/effect, classifying information, compare/contrast, making connections, determining importance, drawing conclusions, fix-up strategies, inferencing, making, revising and confirming predictions, main idea/detail, poetry, accessing prior knowledge, problem/solution, questioning, retelling, setting a purpose, sequencing, story elements, summarizing/synthesizing, text features, tracking thoughts, visualizing, and vocabulary strategies.)

All strategies and the comprehension slides to practice these strategies are listed in the comprehension scope and sequence. A brief summary and some sample lesson suggestions of each strategy are listed below.

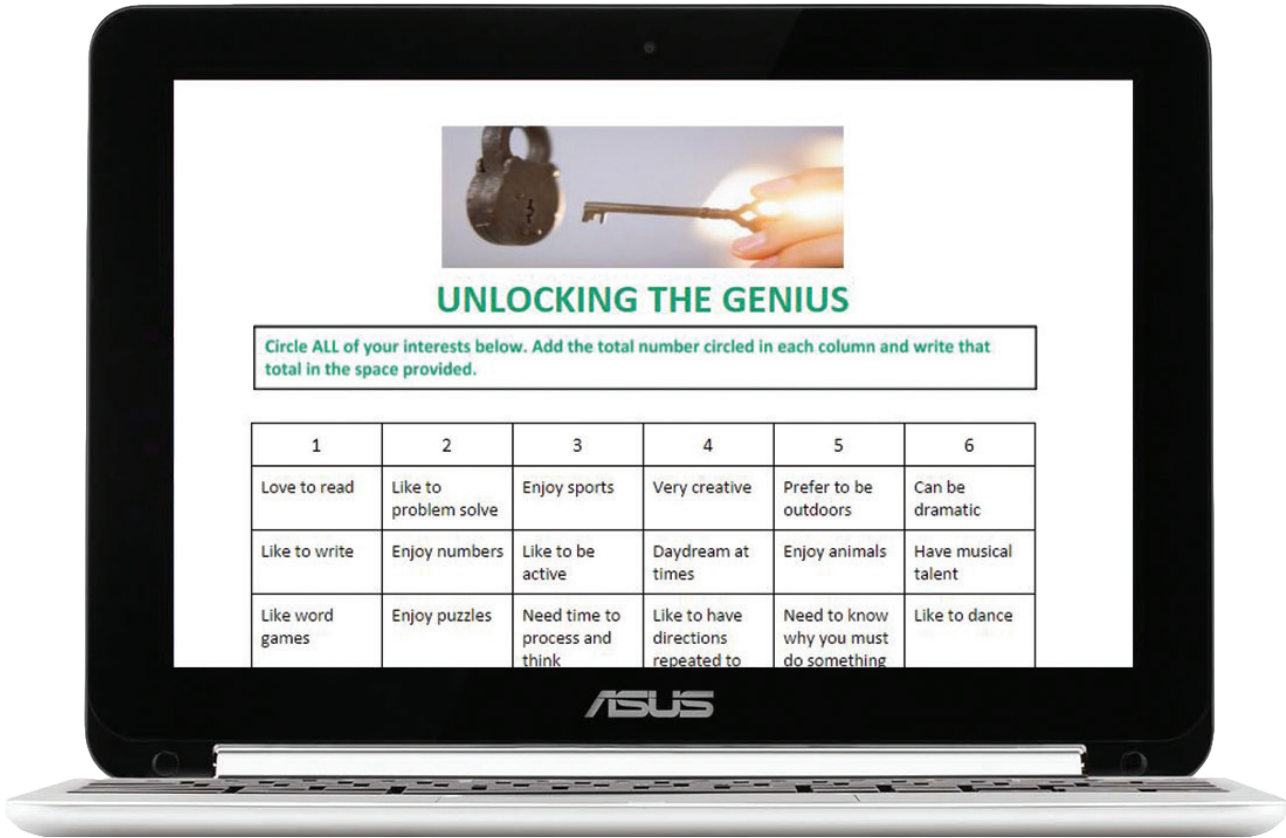

Analyzing Characters: (Common core standard 1.RL.3)

Slide 2: Use the pictures on this slide to help students to express how the characters in their text are feeling.

It is also important for students to be able to describe characters and explain how their actions affect the order of events. It is recommended that students use the prompting words that are listed under the visualizing comprehension strategy on page 51 of this manual.

Read:IT Resources

Hands on games, flash cards, and 3 dimensional activities included along with all assessments.



OUR PARTNERSHIPS



Read. Engage. Understand.

READ:IT has partnered with Readorium (www.readorium.com) as its resource to teach students research-based nonfiction reading techniques and in-depth science content. Readorium is used weekly in grades 3-5 and provides automatically adaptive multi-leveled chapter books with individualized support for every reader. This adaptable supplemental software is included in the READ:IT price.



Readorium Library



Comprehension and fluency strategies are taught using the Reading A-Z online library.

www.learninga-z.com



Readorium Village

START USING US TODAY AND SEE RESULTS TOMORROW!

Testimonials

"We are seeing students improve at a much faster rate using the components of the Read:IT Curriculum as a comprehensive intervention program!"

Kristi Maloney

PDC Mentor/Principal Intern
Dakota Valley Elementary

"I just used READ:IT with a 10th grader who was reading at the 4th grade level. Today I tested him, and he is reading at grade level! An exciting day for Excel Achievement!"

Megan Kooima

Director of Excel Achievement Center

For more information please go to www.stemfuse.com or e-mail Stephanie at stephanie.spaan@stemfuse.com

Customer Service

605-521-9213

